

Centralised Device Management

Server-based software package for managing network sites.



- ✓ Keep better control of your network
- ✓ Protect your site data to ensure proper compliance
- ✓ Easily troubleshoot site issues
- ✓ Achieve Peace of Mind





Centralised Device Management (CDM) is a server-based software package to manage your entire network of sites.

- Ensure your ATG consoles are always up to date with the latest features and security updates.
- Perform software upgrades and backups across your console network on your schedule.
- Back up console data and settings, ensuring you never lose important records.



BACKUP

Protect your site data to ensure proper compliance

- Automatically backup TLS-450PLUS and TLS4 Series console data for any console in your network.
- Use the backup file to configure new build sites.

Advanced Features



SOFTWARE UPGRADE

Keep better control of your network

- Automate remote software downloads and upgrades for your entire network.
- Set software to automatically download and activate, or manually download and activate at your convenience.
- Schedule upgrades around your specific needs.
- Group consoles by location, site type, time zone, etc.



CONSOLE SNAPSHOT

Easily troubleshoot site issues

- A Console Snapshot captures the database and logs.
- Capture a Console Snapshot to provide useful information to Veeder-Root Technical Support.

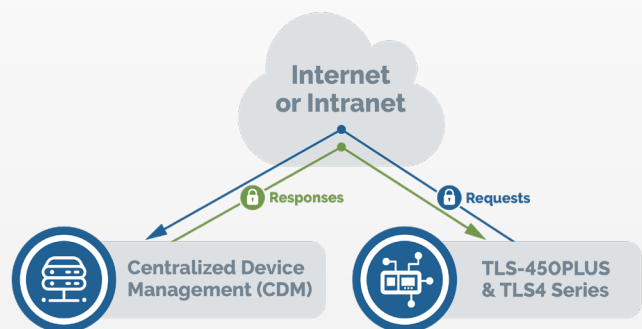


SERVER-BASED ATG MANAGEMENT PLATFORM

Upgrades and backups are initialised from CDM and can be contained behind your network firewall for security.



A console connected to your CDM server will periodically reach out to check for available software packages and perform backups.



THE VALUE OF CDM



AUTOMATION

CDM can be completely or partially automated:

- Eliminate the time intensive process of updating and backing up consoles across an organisation.
- Save money on on-site technician fees.



PEACE OF MIND

Never lose important console data:

- If your consoles are not backed up, you could lose all compliance data, which puts you at risk.
- If you do not have compliance data, you could be subject to fines.

SYSTEM REQUIREMENTS FOR CDM

Tested on PC-based systems: Windows 10 and Windows Server 2018

Software: CDM and a web server for file sharing

Four open ports: Here are examples of typical port configurations

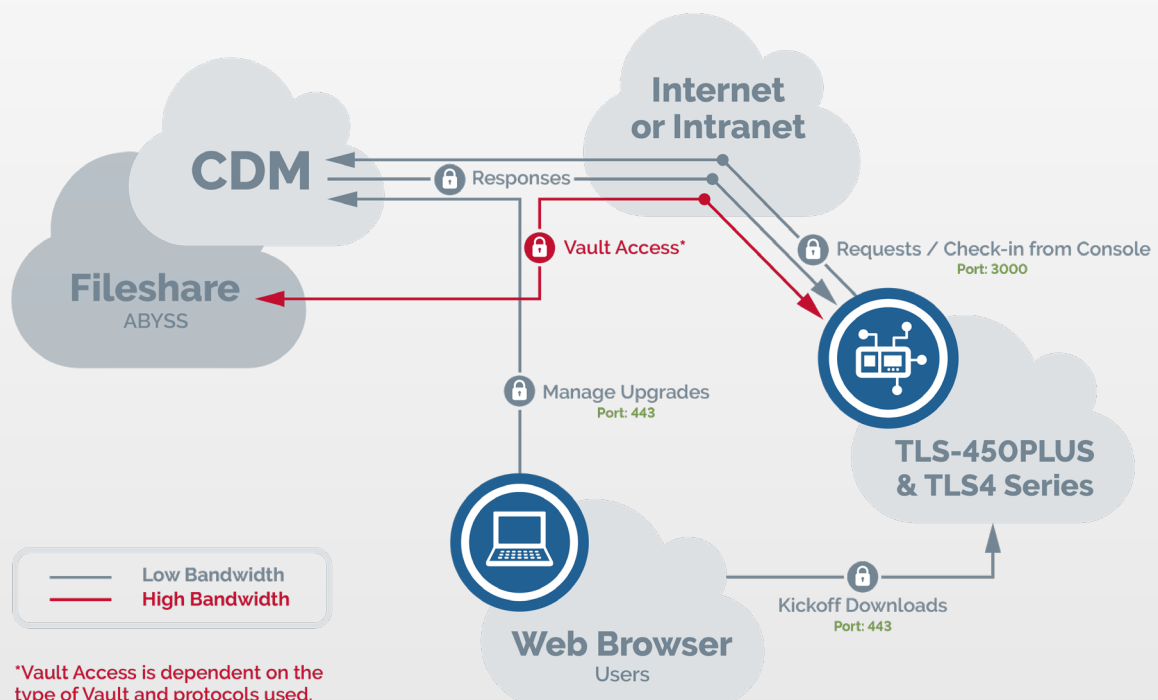
- Port 3000 – Communication from consoles to CDM (Additional).
- Port 3001 – Console file share access (Additional).
- Port 53 – Communication from the consoles to a DNS server (Standard).
- Port 443 – Communication from a PC to the consoles (Standard).

A separate file share server to store updates (HTTP/HTTPS)

- Abyss is a free downloadable web server package
- Microsoft IIS
- Apache
- Other Windows based web servers

HOW CDM WORKS

The following diagram shows the interactions of the various components in the CDM environment. CDM is a server-based application sitting in the cloud, consoles are sitting out on the network, there is a file share (in this case Abyss), and users accessing the systems with a web browser. The console reaches out to CDM with a request, CDM responds back telling the consoles where the upgrade file is located. In this case, it is on a file share running Abyss. This upgrade file will be downloadable from the Abyss server to CDM. Once CDM receives the response telling it where the file is for the upgrade, the console will reach out to the Abyss server and pull over that file for upgrade purposes.

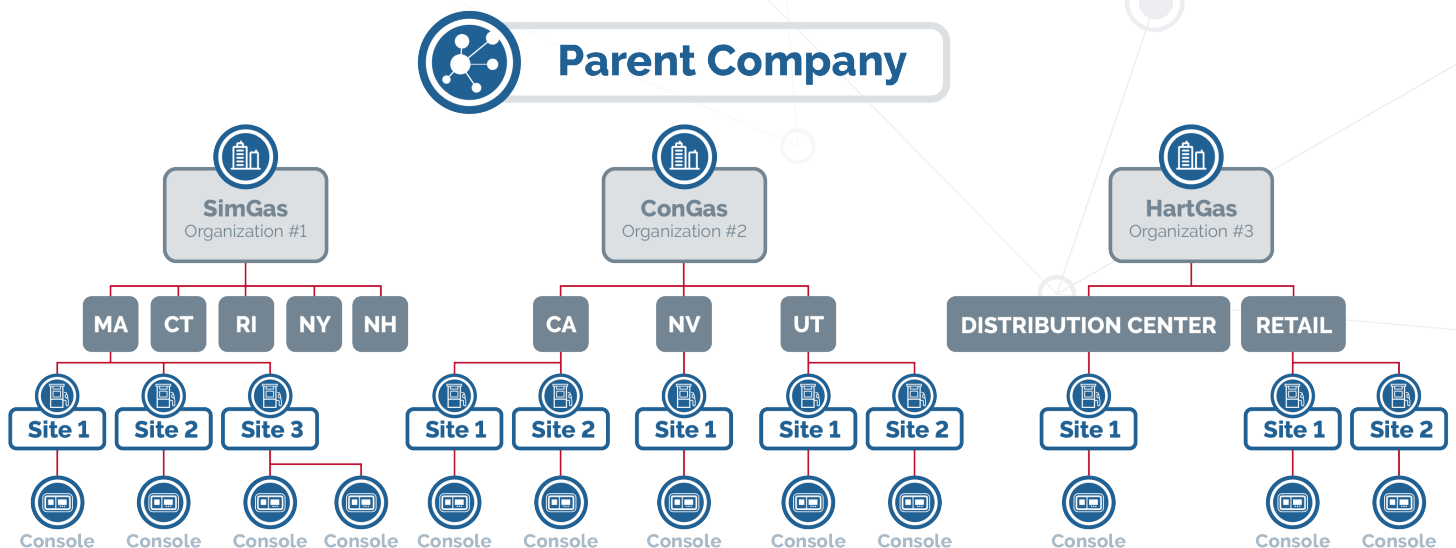


MANAGING YOUR DATA IN CDM

CDM allows you to organise your network through a flexible hierarchy to meet your business needs:

- **Organisations** – The top-level unit that manages a group of sites.
- **Vaults** – A place to store files, including Software Upgrades as well as Backups and Console Snapshots.
- **Users** – Those allowed to access CDM. Users can have either an Admin role or a User role.
- **Sites** – A site is typically a geographical location where consoles are located (i.e. a station or building).
- **Consoles** – The TLS-450PLUS and/or TLS4 Series ATG(s) located at a site.
- **Groups** – A grouping of consoles.
- **Packages** – A package defines something to be done (e.g. Software Upgrade, Backup and Console Snapshot).
- **Plans** – Plans are used to manage the actions done for a set of consoles.
- **Tasks** – Behind the scenes, tasks are used to manage work being done on a console and to report the progress towards completion.

Here is an example of how you can organise your sites and consoles in CDM:



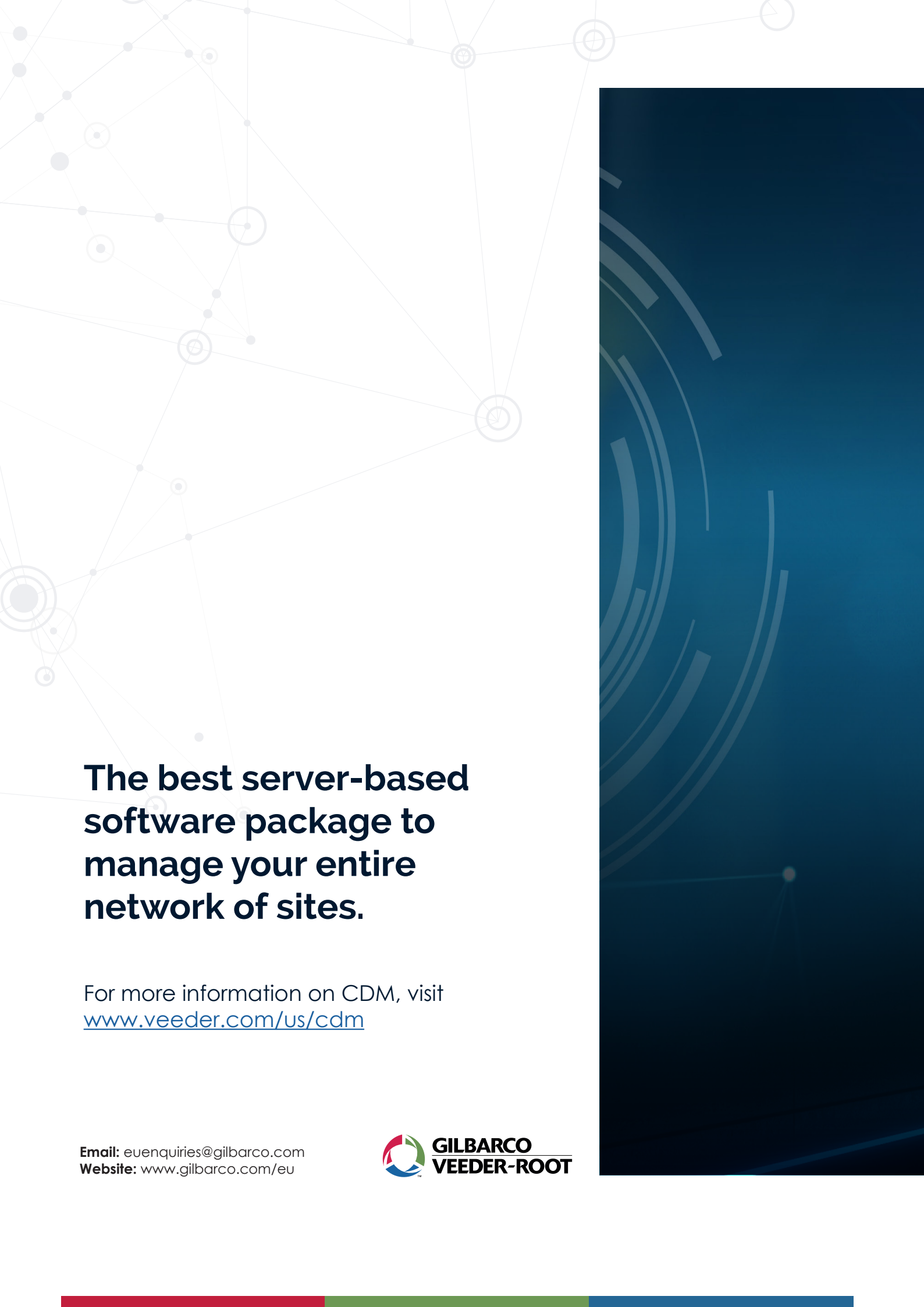
💰 What's the payback?

Cost to Upgrade a Console = €350 per site visit.

Cost to Recover Lost Data = €5,000+



For every 200 sites, the estimated cost for the ASCs to visit all of these locations would be approximately €70,000. The estimated timeline for onsite upgrades for this number of sites would be approximately 6-8 weeks, versus CDM remote upgrades that would take a few minutes.



The best server-based software package to manage your entire network of sites.

For more information on CDM, visit
www.veeder.com/us/cdm

Email: euenquiries@gilbarco.com
Website: www.gilbarco.com/eu

